


Convolutional of Two Signals

Note: to implement convolution with a sliding mask, you must flip it in x and y because of the negated i,j indices



$$* \begin{bmatrix} -1 & 0 & 1 \\ -1 & 0 & 1 \\ -1 & 0 & 1 \end{bmatrix} =$$



$$g(x, y) = (h * f)(x, y) \\ = \sum_{i=-\infty}^{\infty} \sum_{j=-\infty}^{\infty} h(i, j) f(x - i, y - j)$$

elementwise multiplication and sum of a filter and the signal (image)

Image filtering

$$g = h * f$$

$$h[\cdot, \cdot] \frac{1}{9}$$

1	1	1
1	1	1
1	1	1

$f[\cdot, \cdot]$

$g[\cdot, \cdot]$

0	0	0	0	0	0	0	0	0	0
0	0	0	0	0	0	0	0	0	0
0	0	0	90	90	90	90	90	0	0
0	0	0	90	90	90	90	90	0	0
0	0	0	90	90	90	90	90	0	0
0	0	0	90	0	90	90	90	0	0
0	0	0	90	90	90	90	90	0	0
0	0	0	0	0	0	0	0	0	0
0	0	90	0	0	0	0	0	0	0
0	0	0	0	0	0	0	0	0	0

Image filtering

$$g = h * f$$

$$h[\cdot, \cdot] \frac{1}{9}$$

1	1	1
1	1	1
1	1	1

$f[\cdot, \cdot]$

0	0	0	0	0	0	0	0	0	0
0	0	0	0	0	0	0	0	0	0
0	0	0	90	90	90	90	90	0	0
0	0	0	90	90	90	90	90	0	0
0	0	0	90	90	90	90	90	0	0
0	0	0	90	0	90	90	90	0	0
0	0	0	90	90	90	90	90	0	0
0	0	0	0	0	0	0	0	0	0
0	0	90	0	0	0	0	0	0	0
0	0	0	0	0	0	0	0	0	0

$g[\cdot, \cdot]$

	0	10							

Image filtering

$$g = h * f$$

$$h[\cdot, \cdot] \frac{1}{9}$$

1	1	1
1	1	1
1	1	1

$f[\cdot, \cdot]$

0	0	0	0	0	0	0	0	0	0
0	0	0	0	0	0	0	0	0	0
0	0	0	90	90	90	90	90	0	0
0	0	0	90	90	90	90	90	0	0
0	0	0	90	90	90	90	90	0	0
0	0	0	90	0	90	90	90	0	0
0	0	0	90	90	90	90	90	0	0
0	0	0	0	0	0	0	0	0	0
0	0	90	0	0	0	0	0	0	0
0	0	0	0	0	0	0	0	0	0

$g[\cdot, \cdot]$

	0	10	20						

Image filtering

$$g = h * f$$

$$h[\cdot, \cdot] \frac{1}{9}$$

1	1	1
1	1	1
1	1	1

$f[\cdot, \cdot]$

0	0	0	0	0	0	0	0	0	0
0	0	0	0	0	0	0	0	0	0
0	0	0	90	90	90	90	90	0	0
0	0	0	90	90	90	90	90	0	0
0	0	0	90	90	90	90	90	0	0
0	0	0	90	0	90	90	90	0	0
0	0	0	90	90	90	90	90	0	0
0	0	0	0	0	0	0	0	0	0
0	0	90	0	0	0	0	0	0	0
0	0	0	0	0	0	0	0	0	0

$g[\cdot, \cdot]$

	0	10	20	30					

Image filtering

$$g = h * f$$

$$h[\cdot, \cdot] \frac{1}{9}$$

1	1	1
1	1	1
1	1	1

$f[\cdot, \cdot]$

0	0	0	0	0	0	0	0	0	0
0	0	0	0	0	0	0	0	0	0
0	0	0	90	90	90	90	90	0	0
0	0	0	90	90	90	90	90	0	0
0	0	0	90	90	90	90	90	0	0
0	0	0	90	0	90	90	90	0	0
0	0	0	90	90	90	90	90	0	0
0	0	0	0	0	0	0	0	0	0
0	0	90	0	0	0	0	0	0	0
0	0	0	0	0	0	0	0	0	0

$g[\cdot, \cdot]$

	0	10	20	30	30				

Image filtering

$$g = h * f$$

$$h[\cdot, \cdot] \frac{1}{9}$$

1	1	1
1	1	1
1	1	1

$f[\cdot, \cdot]$

0	0	0	0	0	0	0	0	0	0
0	0	0	0	0	0	0	0	0	0
0	0	0	90	90	90	90	90	0	0
0	0	0	90	90	90	90	90	0	0
0	0	0	90	90	90	90	90	0	0
0	0	0	90	0	90	90	90	0	0
0	0	0	90	90	90	90	90	0	0
0	0	0	0	0	0	0	0	0	0
0	0	90	0	0	0	0	0	0	0
0	0	0	0	0	0	0	0	0	0

$g[\cdot, \cdot]$

	0	10	20	30	30				

Image filtering

$$g = h * f$$

$$h[\cdot, \cdot] \frac{1}{9}$$

1	1	1
1	1	1
1	1	1

$$f[\cdot, \cdot]$$

0	0	0	0	0	0	0	0	0	0
0	0	0	0	0	0	0	0	0	0
0	0	0	90	90	90	90	90	0	0
0	0	0	90	90	90	90	90	0	0
0	0	0	90	90	90	90	90	0	0
0	0	0	90	0	90	90	90	0	0
0	0	0	90	90	90	90	90	0	0
0	0	0	0	0	0	0	0	0	0
0	0	90	0	0	0	0	0	0	0
0	0	0	0	0	0	0	0	0	0

$$g[\cdot, \cdot]$$

		0	10	20	30	30			
							?		

Image filtering

$$g = h * f$$

$$h[\cdot, \cdot] = \frac{1}{9} \begin{bmatrix} 1 & 1 & 1 \\ 1 & 1 & 1 \\ 1 & 1 & 1 \end{bmatrix}$$

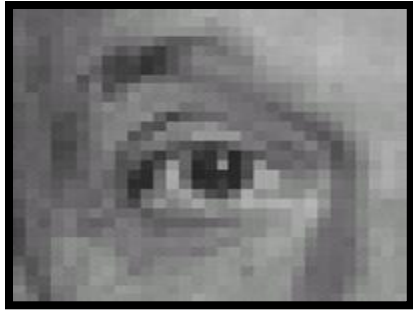
 $f[\cdot, \cdot]$

0	0	0	0	0	0	0	0	0	0
0	0	0	0	0	0	0	0	0	0
0	0	0	90	90	90	90	90	0	0
0	0	0	90	90	90	90	90	0	0
0	0	0	90	90	90	90	90	0	0
0	0	0	90	0	90	90	90	0	0
0	0	0	90	90	90	90	90	0	0
0	0	0	0	0	0	0	0	0	0
0	0	90	0	0	0	0	0	0	0
0	0	0	0	0	0	0	0	0	0

 $g[\cdot, \cdot]$

	0	10	20	30	30	30	20	10	
	0	20	40	60	60	60	40	20	
	0	30	60	90	90	90	60	30	
	0	30	50	80	80	90	60	30	
	0	30	50	80	80	90	60	30	
	0	20	30	50	50	60	40	20	
	10	20	30	30	30	30	20	10	
	10	10	10	0	0	0	0	0	

Linear filters: examples



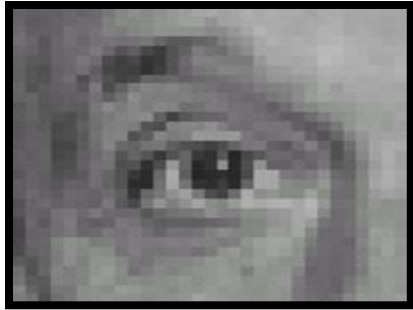
Original

$$\frac{1}{9} \begin{bmatrix} 1 & 1 & 1 \\ 1 & 1 & 1 \\ 1 & 1 & 1 \end{bmatrix} =$$



Blur (with a mean filter)

Practice with linear filters

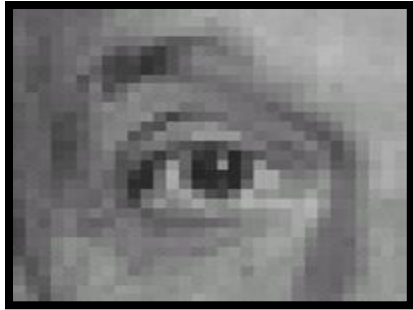


Original

0	0	0
0	1	0
0	0	0

?

Practice with linear filters



Original

0	0	0
0	1	0
0	0	0



Filtered
(no change)

Practice with linear filters

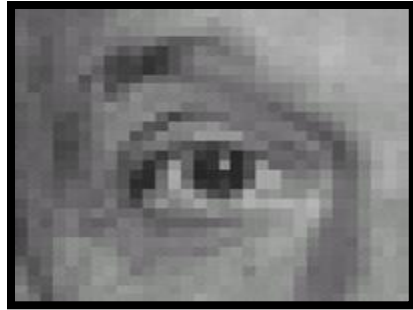


Original

0	0	0
0	0	1
0	0	0

?

Practice with linear filters



Original

0	0	0
0	0	1
0	0	0

Convolutional Filter Weights

0	0	0
1	0	0
0	0	0

Sliding Mask (Correlation) Weights



Shifted right
By 1 pixel

Impulse response

Image

0	0	0	0	0	0	0
0	0	0	0	0	0	0
0	0	0	0	0	0	0
0	0	0	1	0	0	0
0	0	0	0	0	0	0
0	0	0	0	0	0	0
0	0	0	0	0	0	0

*

1	2	3
4	5	6
7	8	9

Convolutional
Filter

=

0	0	0	0	0
0	1	2	3	0
0	4	5	6	0
0	7	8	9	0
0	0	0	0	0

Output

The impulse response (response to a single “1” pixel at the center of an image) should be a copy of the filter weights. True for convolution, not for correlation

Impulse response

Image

0	0	0	0	0	0	0
0	0	0	0	0	0	0
0	0	0	0	0	0	0
0	0	0	1	0	0	0
0	0	0	0	0	0	0
0	0	0	0	0	0	0
0	0	0	0	0	0	0

*

1	2	3
4	5	6
7	8	9

Convolutional
Filter

=


0	0	0	0	0
0	1	2	3	0
0	4	5	6	0
0	7	8	9	0
0	0	0	0	0

Output


Sliding (Correlation) Mask

Can you match the texture to the response?


Filters




1



2




3



Mean abs responses

A



B



C

