

UCF



Stands For Opportunity

CDA6530: Performance Models of Computers and Networks

Chapter 2: Review of Practical Random Variables

Definition

- **Random variable (R.V.) X :**
 - A function on sample space
 - $X: S \rightarrow R$
- **Cumulative distribution function (CDF):**
 - Probability distribution function (PDF)
 - Distribution function
 - $F_X(x) = P(X < x)$
- **Probability density function (pdf):**

- Used for continuous R.V.

$$F_X(x) = \int_{-\infty}^x f_X(t) dt \quad f_X(x) = \frac{dF_X(x)}{dx}$$

Two Classes of R.V.

- ❑ **Discrete R.V.**
 - ❑ Bernoulli
 - ❑ Binomial
 - ❑ Geometric
 - ❑ Poisson
- ❑ **Continuous R.V.**
 - ❑ Uniform
 - ❑ Exponential, Erlang
 - ❑ Normal
- ❑ **Closely related**
 - ❑ Exponential \leftrightarrow Geometric
 - ❑ Normal \leftrightarrow Binomial, Poisson

Bernoulli

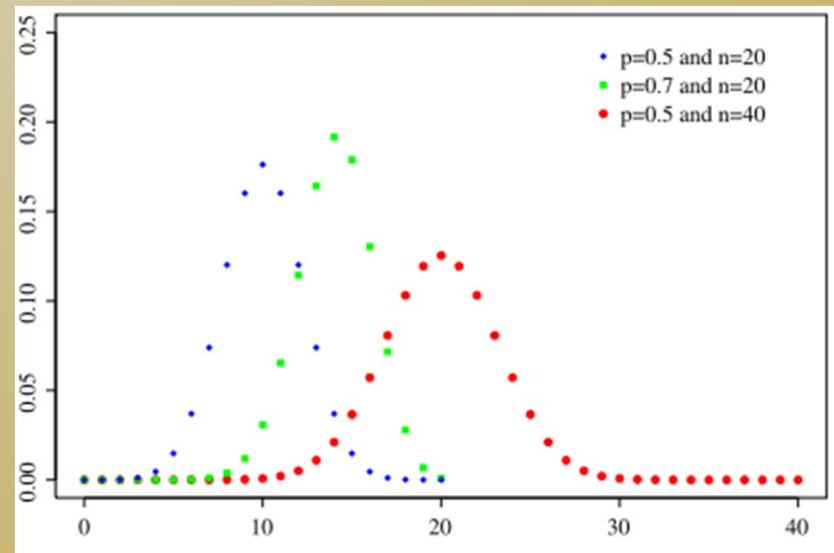
- A trial/experiment, outcome is either “success” or “failure”.
 - $X=1$ if success, $X=0$ if failure
 - $P(X=1)=p$, $P(X=0)=1-p$
- **Bernoulli Trials**
 - A series of independent repetition of Bernoulli trial.

Binomial

- A Bernoulli trials with n repetitions
- Binomial: $X =$ No. of successes in n trails
 - $X \sim B(n, p)$

$$P(X = k) \equiv f(k; n, p) = \binom{n}{k} p^k (1 - p)^{n-k}$$

where
$$\binom{n}{k} = \frac{n!}{(n-k)!k!}$$



Binomial Example (1)

- A communication channel with $(1-p)$ being the probability of successful transmission of a bit. Assume we design a code that can tolerate up to e bit errors with n bit word code.
- Q: Probability of successful word transmission?
- Model: sequence of bits trans. follows a Bernoulli Trails
 - Assumption: each bit error or not is independent
 - $P(Q) = P(e \text{ or fewer errors in } n \text{ trials})$

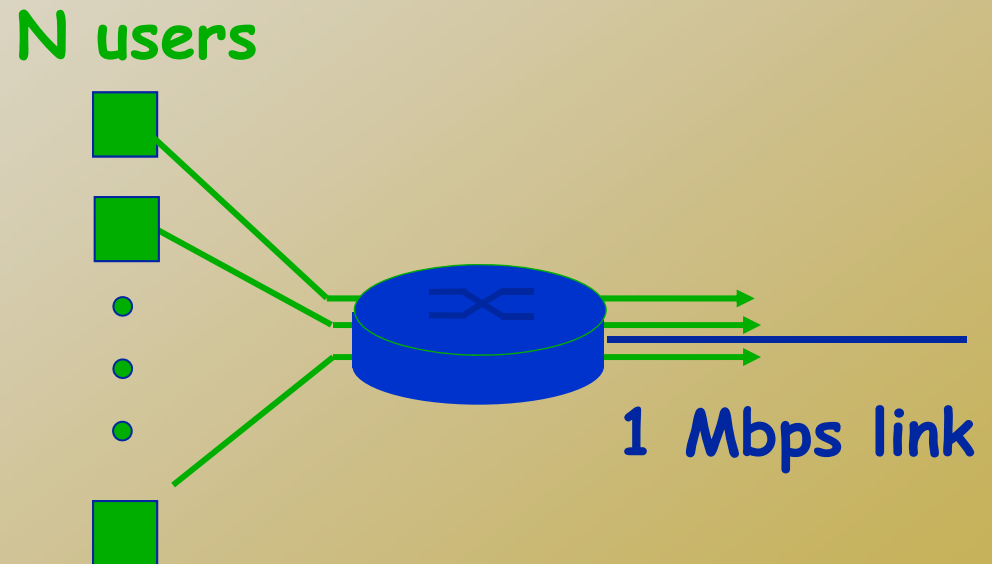
$$\begin{aligned} &= \sum_{i=0}^e f(i; n, p) \\ &= \sum_{i=0}^e \binom{n}{i} p^i (1-p)^{n-i} \end{aligned}$$

Binomial Example (2)

---- Packet switching versus circuit switching

Packet switching allows more users to use network!

- 1 Mb/s link
- each user:
 - 100 kb/s when “active”
 - active 10% of time
- circuit-switching:
 - 10 users
- packet switching:
 - with 35 users,
prob. of > 10 active less
than .0004

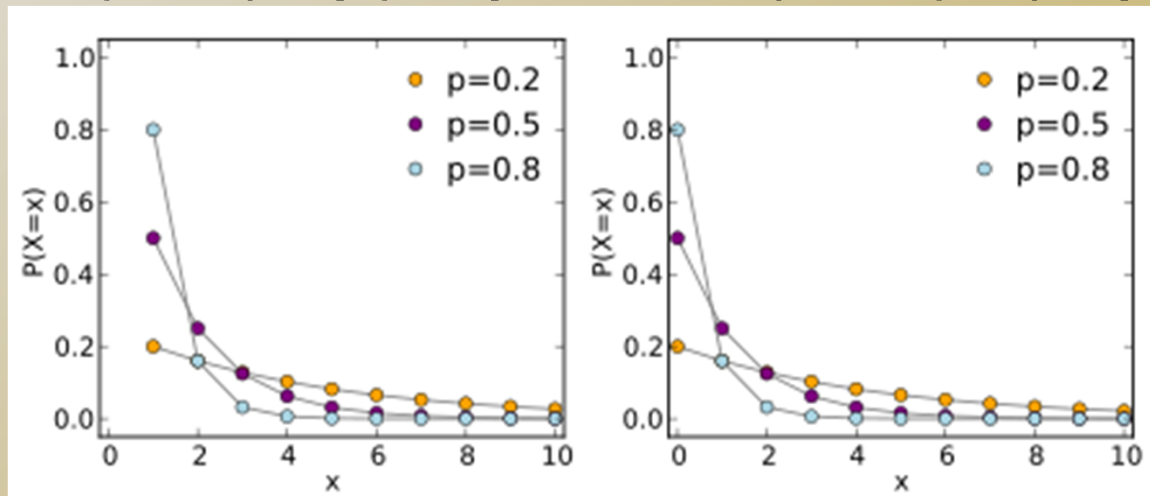


Q: how did we know 0.0004?

Geometric

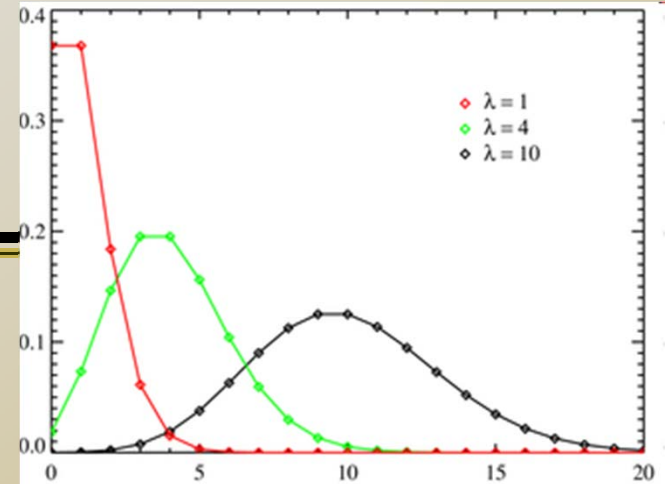
- ❑ Still about Bernoulli Trails, but from a different angle.
- ❑ X : No. of trials until the first success
- ❑ Y : No. of failures until the first success
- ❑ $P(X=k) = (1-p)^{k-1}p$ $P(Y=k)=(1-p)^k p$

X



Y

Poisson



- Limiting case for Binomial when:
 - n is large and p is small
 - $n > 20$ and $p < 0.05$ would be good approximation
 - Reference: wiki
 - $\lambda = np$ is fixed, success rate
- X: No. of successes in a time interval (n time units)

$$P(X = k) = e^{-\lambda} \frac{\lambda^k}{k!}$$

- Many natural systems have this distribution
 - The number of phone calls at a call center per minute.
 - The number of times a web server is accessed per minute.
 - The number of mutations in a given stretch of DNA after a certain amount of radiation.

Continuous R.V - Uniform

- X : is a uniform r.v. on (α, β) if

$$f(x) = \begin{cases} \frac{1}{\beta - \alpha}, & \text{if } \alpha < x < \beta \\ 0 & \text{otherwise} \end{cases}$$

- Uniform r.v. is the basis for simulation other distributions
 - Introduce later

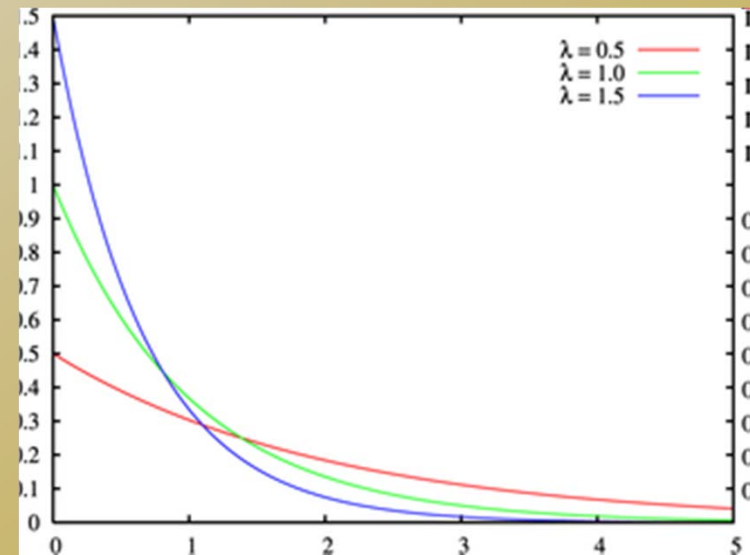
Exponential

- r.v. X :

$$f(x) = \begin{cases} \lambda e^{-\lambda x}, & \text{if } x \geq 0 \\ 0 & \text{if } x < 0 \end{cases}$$

- $F_X(x) = 1 - e^{-\lambda x}$

- **Very important distribution**
 - Memoryless property
 - Corresponding to geometric distr.

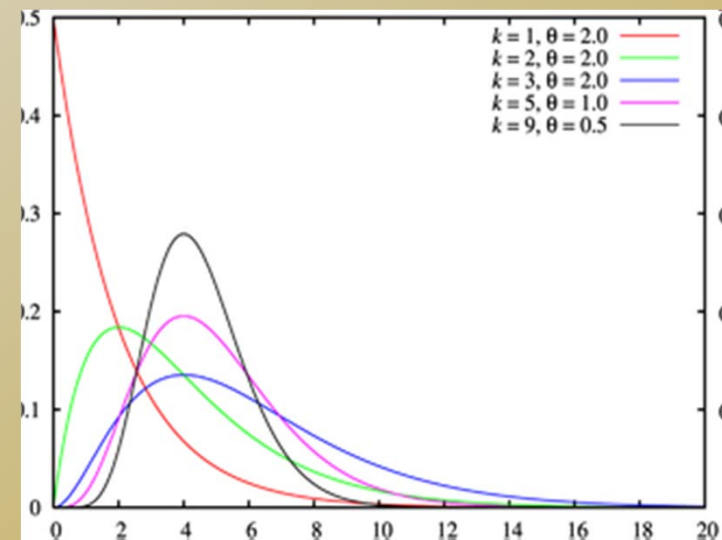


Erlang

- r.v. X (k-th Erlang):

$$f(x; k, \lambda) = \frac{\lambda^k x^{k-1} e^{-\lambda x}}{(k-1)!} \quad \text{for } x, \lambda \geq 0.$$

- K-th Erlang is the sum of k Exponential distr.

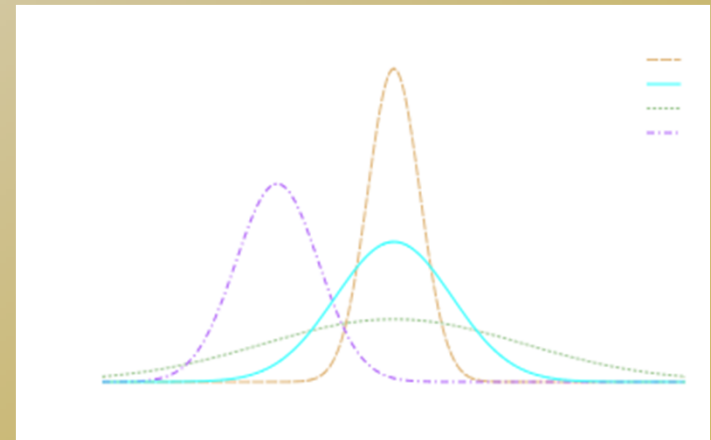


Normal

- r.v. X :

$$f(x) = \frac{1}{\sqrt{2\pi}\sigma} e^{-(x-\mu)^2/2\sigma^2}, \quad -\infty < x < \infty$$

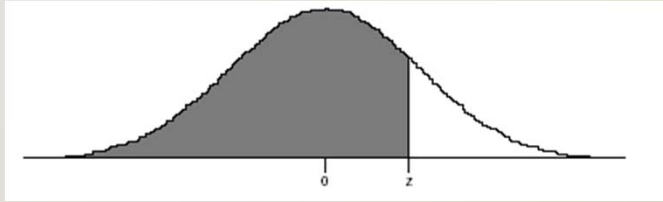
- Corresponding to Binomial and Poisson distributions



Normal

- If $X \sim N(\mu, \sigma^2)$, then
 - r.v. $Z = (X - \mu) / \sigma$ follows standard normal $N(0, 1)$
 - $P(Z < x)$ is denoted as $\Phi(x)$
 - $\Phi(x)$ value can be obtained from standard normal distribution table (next slide)
 - Used to calculate the distribution value of a normal random variable $X \sim N(\mu, \sigma^2)$
 - $P(X < \alpha) = P(Z < (\alpha - \mu) / \sigma)$
 $= \Phi((\alpha - \mu) / \sigma)$

Standard Normal Distr. Table



z	F(x)	z	F(x)	z	F(x)
-2.5	0.006	-1	0.159	0.5	0.691
-2.4	0.008	-0.9	0.184	0.6	0.726
-2.3	0.011	-0.8	0.212	0.7	0.758
-2.2	0.014	-0.7	0.242	0.8	0.788
-2.1	0.018	-0.6	0.274	0.9	0.816
-2	0.023	-0.5	0.309	1	0.841
-1.9	0.029	-0.4	0.345	1.1	0.864
-1.8	0.036	-0.3	0.382	1.2	0.885
-1.7	0.045	-0.2	0.421	1.3	0.903
-1.6	0.055	-0.1	0.46	1.4	0.919
-1.5	0.067	0	0.5	1.5	0.933
-1.4	0.081	0.1	0.54	1.6	0.945
-1.3	0.097	0.2	0.579	1.7	0.955
-1.2	0.115	0.3	0.618	1.8	0.964
-1.1	0.136	0.4	0.655	1.9	0.971

- $P(X < x) = \Phi(x)$
 - $\Phi(-x) = 1 - \Phi(x)$ why?
 - About 68% of the area under the curve falls within 1 standard deviation of the mean.
 - About 95% of the area under the curve falls within 2 standard deviations of the mean.
 - About 99.7% of the area under the curve falls within 3 standard deviations of the mean.

Normal Distr. Example

- An average light bulb manufactured by Acme Corporation lasts 300 days, 68% of light bulbs lasts within 300 ± 50 days. Assuming that bulb life is normally distributed.
 - Q1: What is the probability that an Acme light bulb will last at most 365 days?
 - Q2: If we installed 100 new bulbs on a street exactly one year ago, how many bulbs still work now on average? What is the distribution of the number of remaining bulbs?
- **Step 1: Modeling**
 - $X \sim N(300, 50^2)$ $\mu=300, \sigma=50$. Q1 is $P(X \leq 365)$
define $Z = (X-300)/50$, then Z is standard normal
 - For Q2, # of remaining bulbs, Y, is a Bernoulli trial with 100 repetitions
 - Y follows Binomial distribution (approximate to normal distr.)
 - $Y \sim N(np, np(1-p))$ refer to Wikipedia
 - $E[Y] = np = 100 * [1 - P(X \leq 365)]$

Memoryless Property

- ❑ Memoryless for Geometric and Exponential
- ❑ Easy to understand for Geometric
 - ❑ Each trial is independent → how many trials before hit does not depend on how many times I have missed before.
 - ❑ X: Geometric r.v., $P_X(k)=(1-p)^{k-1}p$;
 - ❑ Y: $Y=X-n$ No. of trials given we failed first n times
 - ❑ $P_Y(k) = P(Y=k|X>n)=P(X=k+n|X>n)$

$$\begin{aligned} &= \frac{P(X=k+n, X>n)}{P(X>n)} = \frac{P(X=k+n)}{P(X>n)} \\ &= \frac{(1-p)^{k+n-1}p}{(1-p)^n} = p(1-p)^{k-1} = P_X(k) \end{aligned}$$

-
- pdf: probability density function
 - Continuous r.v. $f_X(x)$
 - pmf: probability mass function
 - Discrete r.v. X : $P_X(x) = P(X=x)$
 - Also denoted as $p_X(x)$ or simply $p(x)$

Mean (Expectation)

- **Discrete r.v. X**
 - $E[X] = \sum kP_X(k)$
- **Continuous r.v. X**
 - $E[X] = \int_{-\infty}^{\infty} k f(k) dk$
- Bernoulli: $E[X] = 0(1-p) + 1 \cdot p = p$
- Binomial: $E[X]=np$ (intuitive meaning?)
- Geometric: $E[X]=1/p$ (intuitive meaning?)
- Poisson: $E[X]=\lambda$ (remember $\lambda=np$)

Mean

- **Continuous r.v.**
 - Uniform: $E[X] = (\alpha + \beta) / 2$
 - Exponential: $E[X] = 1 / \lambda$
 - K -th Erlang $E[X] = k / \lambda$
 - Normal: $E[X] = \mu$

Function of Random Variables

- R.V. X , R.V. $Y=g(X)$
- Discrete r.v. X :
 - $E[g(X)] = \sum g(x)p(x)$
- Continuous r.v. X :
 - $E[g(X)] = \int_{-\infty}^{\infty} g(x)f(x)dx$
- Variance: $\text{Var}(X) = E[(X-E[X])^2]$
 $= E[X^2] - (E[X])^2$

Joint Distributed Random Variables

- $F_{XY}(x,y)=P(X \leq x, Y \leq y)$
- $F_{XY}(x,y)=F_X(x)F_Y(y)$ independent
- $F_{X|Y}(x|y) = F_{XY}(x,y)/F_Y(y)$

- $E[\alpha X + \beta Y]=\alpha E[X]+\beta E[Y]$
- If X, Y independent
 - $E[g(X)h(Y)]=E[g(X)] \cdot E[h(Y)]$
- **Covariance**
 - Measure of how much two variables change together
 - $\text{Cov}(X,Y)=E[(X-E[X])(Y-E[Y])]$
 $= E[XY] - E[X]E[Y]$
 - If X and Y independent, $\text{Cov}(X,Y)=0$

Limit Theorems - Inequality

- **Markov's Inequality**
 - r.v. $X \geq 0$: $\forall \alpha > 0, P(X \geq \alpha) \leq E[X]/\alpha$
- **Chebyshev's Inequality**
 - r.v. $X, E[X]=\mu, \text{Var}(X)=\sigma^2$
 - $\forall k > 0, P(|X-\mu| \geq k) \leq \sigma^2/k^2$
- **Provide bounds when only mean and variance known**
 - The bounds may be more conservative than derived bounds if we know the distribution

Inequality Examples

- **If $\alpha=2E[X]$, then $P(X \geq \alpha) \leq 0.5$**
- A pool of articles from a publisher. Assume we know that the articles are on average 1000 characters long with a standard deviation of 200 characters.
- Q: what is the prob. a given article is between 600 and 1400 characters?
- Model: r.v. X : $\mu=1000$, $\sigma=200$, $k=400$ in Chebyshev's
- $P(Q) = 1 - P(|X - \mu| \geq k)$
 $\geq 1 - (\sigma/k)^2 = 0.75$
- **If we know X follows normal distr.:**
 - The bound will be tighter
 - 75% chance of an article being between 760 and 1240 characters long

Strong Law of Large Number

- i.i.d. (independent and identically-distributed)
- X_i : i.i.d. random variables, $E[X_i]=\mu$

With probability 1,
 $(X_1+X_2+\cdots +X_n)/n \rightarrow \mu$, as $n \rightarrow \infty$

Foundation for using large number of simulations to
obtain average results

Central Limit Theorem

- X_i : i.i.d. random variables, $E[X_i]=\mu$ $\text{Var}(X_i)=\sigma^2$
- $Y = \frac{X_1 + X_2 + \cdots + X_n - n\mu}{\sigma\sqrt{n}}$
- Then, $Y \sim N(0,1)$ as $n \rightarrow \infty$
 - The reason for why normal distribution is everywhere

- Sample mean

$$\bar{X} = \sum_{i=1}^n X_i/n$$

$$E[\bar{X}] = \mu$$

$$\text{Var}(\bar{X}) = \sigma^2/n$$

Example

- Let $X_i, i=1,2,\dots, 10$ be i.i.d., X_i is uniform distr. $(0,1)$. Calculate

$$P\left(\sum_{i=1}^{10} X_i > 7\right)$$

- $E[X_i]=0.5, \text{Var}(X_i)=1/12$

$$P\left(\sum_{i=1}^{10} X_i > 7\right) = P\left(\frac{\sum_{i=1}^{10} X_i - 5}{\sqrt{10(1/12)}} > \frac{7 - 5}{\sqrt{10(1/12)}}\right)$$

$$\approx 1 - \Phi(2.2) = 0.0139$$

$\Phi(x)$: prob. standard normal distr. $< x$

Conditional Probability

- Suppose r.v. X and Y have joint pmf $p(x,y)$
 - $p(1,1)=0.5$, $p(1,2)=0.1$, $p(2,1)=0.1$, $p(2,2)=0.3$
 - Q: Calculate the pmf of X given that $Y=1$
- $p_Y(1)=p(1,1)+p(2,1)=0.6$
- X sample space $\{1,2\}$
- $p_{X|Y}(1|1) = P(X=1|Y=1) = \frac{P(X=1, Y=1)}{P(Y=1)}$
 $= \frac{p(1,1)}{p_Y(1)} = 5/6$
- Similarly, $p_{X|Y}(2,1) = 1/6$

Expectation by Conditioning

- r.v. X and Y . then $E[X|Y]$ is also a r.v.
- Formula: $E[X]=E[E[X|Y]]$
 - Make it clearer, $E_X[X]=E_Y[E_X[X|Y]]$
 - It corresponds to the “law of total probability”
 - $E_X[X]=\sum E_X[X|Y=y] \cdot P(Y=y)$
 - Used in the same situation where you use the law of total probability

Example

- ❑ r.v. X and N , independent
- ❑ $Y = X_1 + X_2 + \cdots + X_N$
- ❑ Q: compute $E[Y]$?

Example 1

- A company's network has a design problem on its routing algorithm for its core router. For a given packet, it forwards correctly with prob. $1/3$ where the packet takes 2 seconds to reach the target; forwards it to a wrong path with prob. $1/3$, where the packet comes back after 3 seconds; forwards it to another wrong with prob. $1/3$, where the packet comes back after 5 seconds.
- **Q: What is the expected time delay for the packet reach the target?**
 - Memoryless
 - Expectation by condition

Example 2

- Suppose a spam filter gives each incoming email an overall score. A higher score means the email is more likely to be spam. By running the filter on training set of email (known normal + known spam), we know that 80% of normal emails have scores of 1.5 ± 0.4 ; 68% of spam emails have scores of 4 ± 1 . Assume the score of normal or spam email follows normal distr.
- Q1: If we want spam detection rate of 95%, what threshold should we configure the filter?
- Q2: What is the false positive rate under this configuration?

Example 3

- A ball is drawn from an bottle containing three white and two black balls. After each ball is drawn, it is then placed back. This goes on indefinitely.
 - Q: What is the probability that among the first four drawn balls, exactly two are white?

$$P(X = k) \equiv f(k; n, p) = \binom{n}{k} p^k (1 - p)^{n-k}$$

Example 4

- A type of battery has a lifetime with $\mu=40$ hours and $\sigma=20$ hours. A battery is used until it fails, at which point it is replaced by a new one.
 - Q: If we have 25 batteries, what's the probability that over 1100 hours of use can be achieved?
 - Approximate by central limit theorem

Example 5

- If the prob. of a person suffer bad reaction from the injection of a given serum is 0.1%, determine the probability that out of 2000 individuals (a). exactly 3 (b). More than 2 individuals suffer a bad reaction?
 - (c). If we inject one person per minute, what is the average time between two bad reaction injections?
- Poisson distribution (for rare event in a large number of independent event series)
 - Can use Binomial, but too much computation
- Geometric

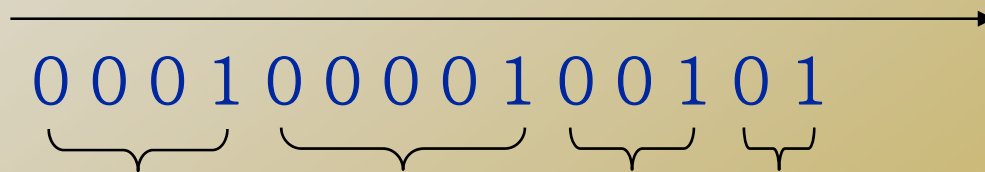
Example 6

- A group of n camping people work on assembling their individual tent individually. The time for a person finishes is modeled by r.v. X .
 - Q1: what is the PDF for the time when the first tent is ready?
 - Q2: what is the PDF for the time when all tents are ready?

- Suppose X_i are i.i.d., $i=1, 2, \dots, n$
- Q: compute PDF of r.v. Y and Z where
 - $Y = \max(X_1, X_2, \dots, X_n)$
 - $Z = \min(X_1, X_2, \dots, X_n)$
 - Y, Z can be used for modeling many phenomenon

Example 7

- (textbook #23 on Page 169)
 - A coin having probability p of coming up heads is flipped until two of the most recent three flips are heads. Let N denote the number of heads. Find $E[N]$.



- $P(N=n) = P(Y_2 \geq 3, \dots, Y_{n-1} \geq 3, Y_n \leq 2)$