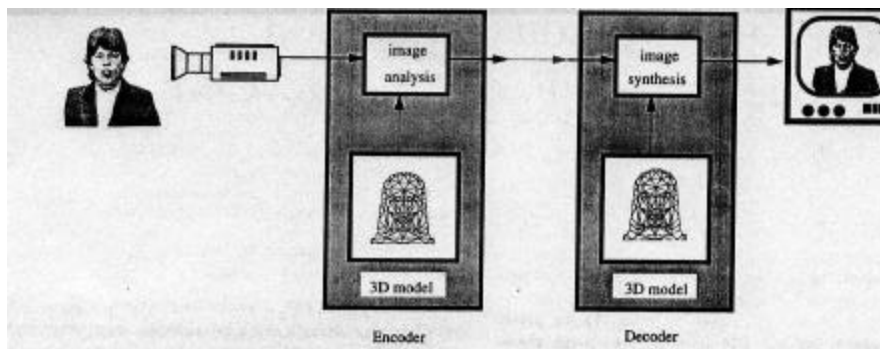


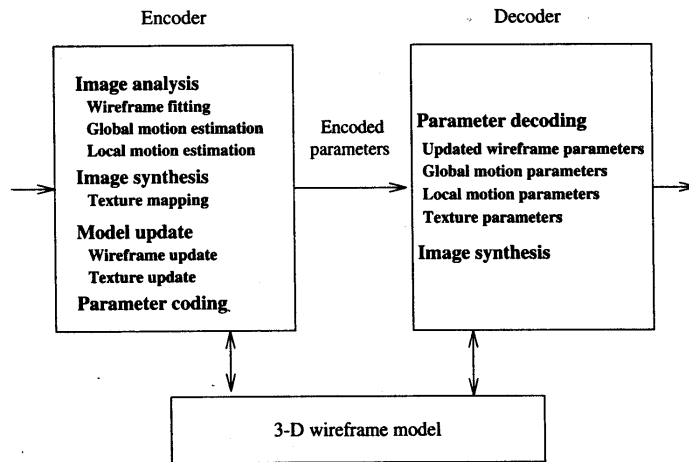
# Lecture-20

## Model-Based Image Coding

### Model-Based Image Coding



# Model-Based Image Coding



## Candide Model

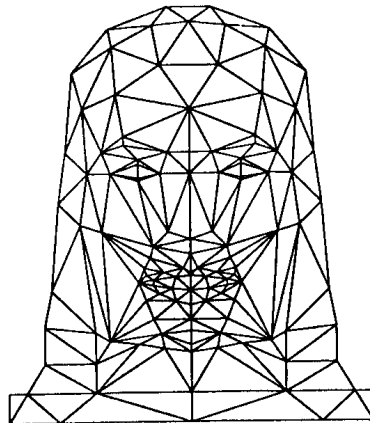



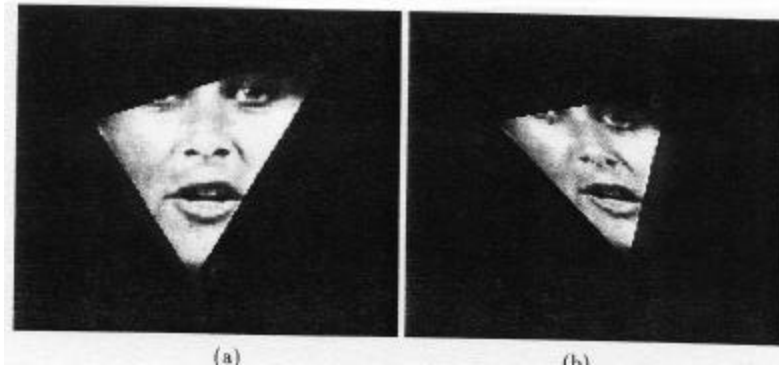
Fig. 2. Wire-frame model of the face.



## Pose Estimation

Show the results

## Texture Mapping



## Optical Flow Constraint Eq

$$f_x u + f_y v + f_t = 0$$

$$\begin{aligned}
& f_x \left( f \left( \frac{V_1}{Z} + \Omega_2 \right) - \frac{V_3}{Z} x - \Omega_3 y - \frac{\Omega_1}{f} xy + \frac{\Omega_2}{f} x^2 \right) + f_y \\
& \left( f \left( \frac{V_2}{Z} - \Omega_1 \right) + \Omega_3 x - \frac{V_3}{Z} y + \frac{\Omega_2}{f} xy - \frac{\Omega_1}{f} y^2 \right) + f_t = 0 \\
& \left( f_x \frac{f}{Z} \right) V_1 + \left( f_y \frac{f}{Z} \right) V_2 + \left( \frac{f}{Z} (f_x x - f_y y) \right) V_3 + \\
& \left( -f_x \frac{xy}{f} + f_y \frac{y^2}{f} - f_y f \right) \Omega_1 + \left( f_x f + f_x \frac{x^2}{f} + f_y \frac{xy}{f} \right) \Omega_2 + \\
& (f_x y + f_y x) \Omega_3 = -f_t
\end{aligned}$$

$$\begin{aligned}
& \left( f_x \frac{f}{Z} \right) V_1 + \left( f_y \frac{f}{Z} \right) V_2 + \left( \frac{f}{Z} (f_x x - f_y y) \right) V_3 + \\
& \left( -f_x \frac{xy}{f} + f_y \frac{y^2}{f} - f_y f \right) \Omega_1 + \left( f_x f + f_x \frac{x^2}{f} + f_y \frac{xy}{f} \right) \Omega_2 + \\
& (f_x y + f_y x) \Omega_3 = -f_t
\end{aligned}$$

$$\mathbf{Ax} = \mathbf{b} \quad \text{Solve by Least Squares}$$

$$\mathbf{x} = (V_1, V_2, V_3, \Omega_1, \Omega_2, \Omega_3)$$

$$\mathbf{Ax} = \mathbf{b}$$

$$\begin{bmatrix} (f_x \frac{f}{Z}) & (f_y \frac{f}{Z}) & (\frac{f}{Z}(f_x x - f_y y)) & \vdots & (-f_x \frac{xy}{f} + f_y \frac{y^2}{f} - f_y f) & (f_x f + f_x \frac{x^2}{f} + f_y \frac{xy}{f}) & (f_x y + f_y x) \\ \vdots & \vdots & \vdots & \vdots & \vdots & \vdots & \vdots \\ \Omega_1 & \Omega_2 & \Omega_3 & \vdots & \vdots & \vdots & \vdots \end{bmatrix} \begin{bmatrix} V_1 \\ V_2 \\ V_3 \\ \vdots \\ f_i \\ \vdots \end{bmatrix}$$

Li et al, IEEE PAMI, June 1993

