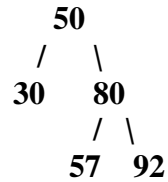


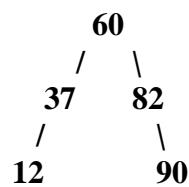
Computer Science I – Summer 2011
Recitation #14: AVL Trees – Solutions

1. Insert the following elements on an AVL tree. If the tree becomes unbalanced, balance the tree and redraw the tree:

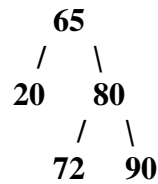
a) 50, 30, 75, 80, 92



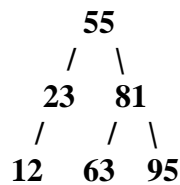
b) 60, 82, 37, 90, 12



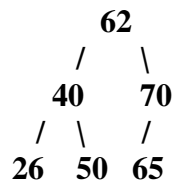
c) 65, 90, 20, 80, 72



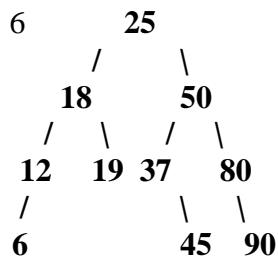
d) 55, 95, 23, 81, 12, 63



e) 62, 50, 70, 40, 65, 26

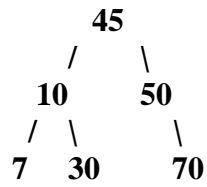
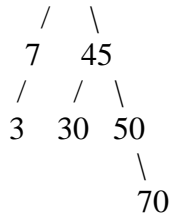


f) 50, 25, 12, 80, 90, 37, 45, 18, 19, 6

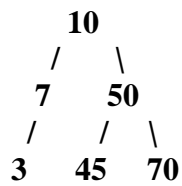
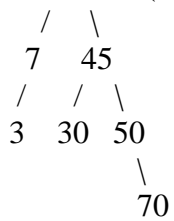


2. Draw the result of deleting the designated value from the AVL trees shown below:

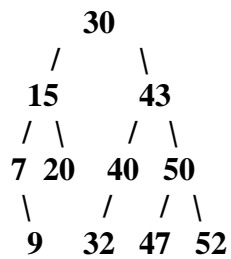
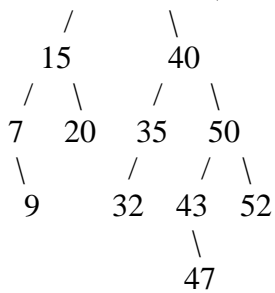
a) **10** (Delete 3)



b) **10** (Delete 30)



c) **30** (Delete 35)



d) **30** (Delete 20)

