

3D User Interface Hardware

Lecture #5: Visual Displays

Spring 2009

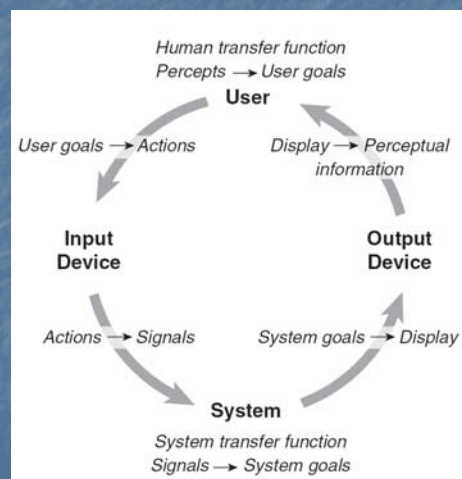
Joseph J. LaViola Jr.

Spring 2009

CAP6938 – 3D User Interfaces for Games and Virtual Reality

©Joseph J. LaViola Jr.

Interaction Workflow



Spring 2009

CAP6938 – 3D User Interfaces for Games and Virtual Reality

©Joseph J. LaViola Jr.

Introduction To Displays

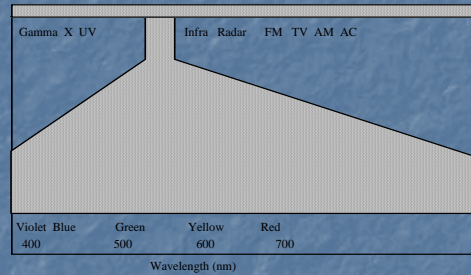
- *Display*: device which presents perceptual information
- Often 'display' used to mean 'visual display'
- Goal: display devices which accurately represent perceptions in simulated world

Lecture Outline

- Visual System
- Depth Cues
- Visual Display Characteristics
- Visual Display Examples
 - monitors
 - surround screen displays
 - workbenches
 - head mounted displays
 - arm-mounted displays
 - virtual retinal displays
 - autostereoscopic displays

Vision

- Stimulus: light of wavelengths ~350-750 nm



- Visual dominance: 50% of brain involved in processing!

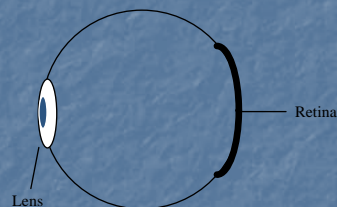
Spring 2009

CAP6938 – 3D User Interfaces for Games and Virtual Reality

©Joseph J. LaViola Jr.

Eye Physiology

- Camera metaphor:
 - lens (can change)
 - film (retina)
 - amount of exposure (pupil)



Spring 2009

CAP6938 – 3D User Interfaces for Games and Virtual Reality

©Joseph J. LaViola Jr.

Retina

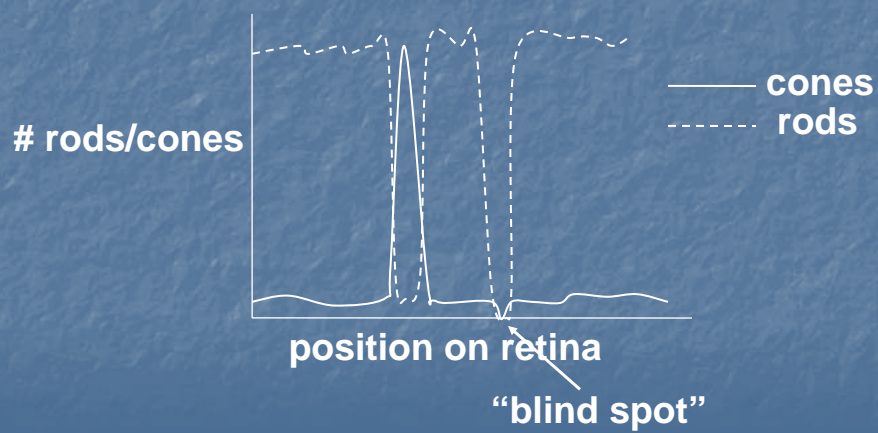
- Photoreceptors: rods & cones
- Distinction of function
 - rods: periphery, motion, B&W, sensitivity
 - cones: fovea, static, color, acuity

Spring 2009

CAP6938 – 3D User Interfaces for Games and Virtual Reality

©Joseph J. LaViola Jr.

Rod/cone Distribution



Spring 2009

CAP6938 – 3D User Interfaces for Games and Virtual Reality

©Joseph J. LaViola Jr.

Depth Cues – How Do We See 3D?

- Monocular/static cues
- Occulomotor cues
- Motion Parallax
- Binocular Disparity and Stereopsis

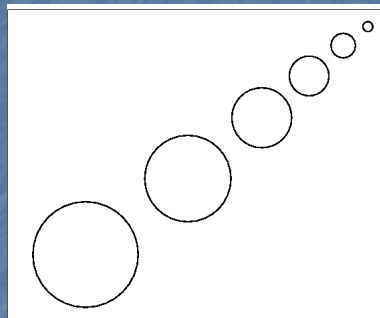
Spring 2009

CAP6938 – 3D User Interfaces for Games and Virtual Reality

©Joseph J. LaViola Jr.

Monocular/Static Cues

- Relative Size



- Height relative to horizon

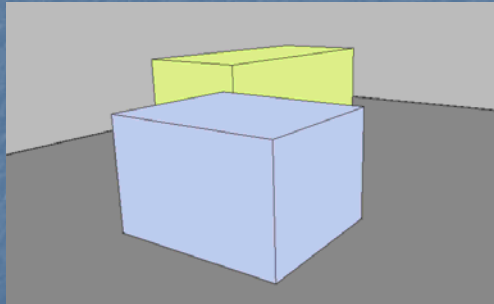
Spring 2009

CAP6938 – 3D User Interfaces for Games and Virtual Reality

©Joseph J. LaViola Jr.

Monocular/Static Cues

- Occlusion and Linear Perspective




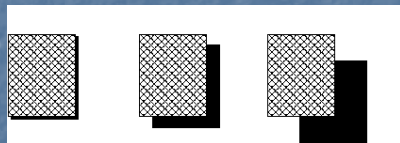
Spring 2009

CAP6938 – 3D User Interfaces for Games and Virtual Reality

©Joseph J. LaViola Jr.

Monocular/Static Cues

- Shading, Lighting, and Texture



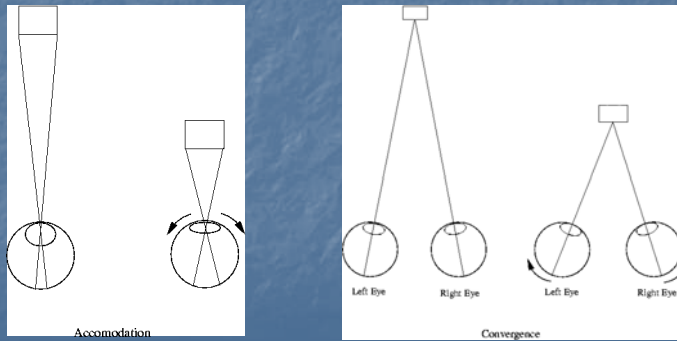
Spring 2009

CAP6938 – 3D User Interfaces for Games and Virtual Reality

©Joseph J. LaViola Jr.

Oculomotor Cues

- Accommodation – physical stretching and relaxing of eye lens
- Convergence – rotation of viewer's eyes so images can be fused together at varying distances




Spring 2009

CAP6938 – 3D User Interfaces for Games and Virtual Reality

©Joseph J. LaViola Jr.

Motion Parallax

- Stationary viewer vs. moving viewer



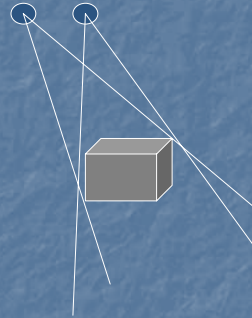
Spring 2009

CAP6938 – 3D User Interfaces for Games and Virtual Reality

©Joseph J. LaViola Jr.

Binocular Disparity and Stereopsis

- Each eye gets a slightly different image
- Only effective within a few feet of viewer
- Many implementation schemes



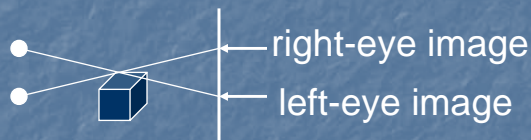
Spring 2009

CAP6938 – 3D User Interfaces for Games and Virtual Reality

©Joseph J. LaViola Jr.

Accommodation-Convergence Mismatch

- Standard stereo displays confuse the brain based on oculomotor cues



- Only "true 3D" displays can provide these correctly

Spring 2009

CAP6938 – 3D User Interfaces for Games and Virtual Reality

©Joseph J. LaViola Jr.

Visual Display Characteristics

- Field of View (FOV) and Field of Regard (FOR)
 - FOR – amount of physical space surrounding viewer in which visual images appear
 - FOV – maximum visual angle seen instantaneously
- Spatial Resolution
 - number of pixels and screen size
- Screen Geometry
 - rectangular, hemispherical, etc...
- Light Transfer Mechanism
 - front projection, rear projection, laser light, etc...
- Refresh Rate
 - not the same as frame rate
- Ergonomics

Spring 2009

CAP6938 – 3D User Interfaces for Games and Virtual Reality

©Joseph J. LaViola Jr.

Stereo Monitor

- Ordinary workstation equipped with emitter and shutter glasses



Spring 2009

CAP6938 – 3D User Interfaces for Games and Virtual Reality

©Joseph J. LaViola Jr.

Stereo Monitor – Advantages

- Least expensive in terms of additional hardware over other output devices
- Allows usage of virtually any input device
- Good resolution
- User can take advantage of keyboard and mouse

Spring 2009

CAP6938 – 3D User Interfaces for Games and Virtual Reality

©Joseph J. LaViola Jr.

Stereo Monitor – Disadvantages

- Not very immersive
- User really cannot move around
- Does not take advantage of peripheral vision
- Stereo can be problematic
- Occlusion from physical objects can be problematic

Spring 2009

CAP6938 – 3D User Interfaces for Games and Virtual Reality

©Joseph J. LaViola Jr.

Surround Screen VE (1)

- Has 3 to 6 large screens
- Puts user in a room for visual immersion
- Usually driven by a single or group of powerful graphics engines




Spring 2009

CAP6938 – 3D User Interfaces for Games and Virtual Reality

©Joseph J. LaViola Jr.

Surround Screen VE (2)




Spring 2009

CAP6938 – 3D User Interfaces for Games and Virtual Reality

©Joseph J. LaViola Jr.

Surround Screen VE (3)



Spring 2009

CAP6938 – 3D User Interfaces for Games and Virtual Reality

©Joseph J. LaViola Jr.

SSVE – Advantages

- Provides high resolution and large FOV
- User only needs a pair of light weight shutter glasses for stereo viewing
- User has freedom to move about the device
- Environment is not evasive
- Real and virtual objects can be mixed in the environment
- A group of people can inhabit the space simultaneously

Spring 2009

CAP6938 – 3D User Interfaces for Games and Virtual Reality

©Joseph J. LaViola Jr.

SSVE – Disadvantages

- Very expensive (6-7 figures)
- Requires a large amount of physical space
- Projector calibration must be maintained
- No more than two users can be head tracked
- Stereo viewing can be problematic
- Physical objects can get in the way of graphical objects

SSVE – Interface Design

- Do not need to represent physical objects (i.e. hands) as graphical objects
- Can take advantage of the user's peripheral vision
- Do not want the user to get too close to the screens
- Developer can take advantage of the space for using physical props (i.e. car, motion platform)

Workbenches and Variants (1)

- Similar to SSVE but one display (two at most)
- Can be a desk or a large single display (i.e. PowerWall)
- Traditionally a table top metaphor



Spring 2009

CAP6938 – 3D User Interfaces for Games and Virtual Reality

©Joseph J. LaViola Jr.

Workbenches and Variants (2)



Spring 2009

CAP6938 – 3D User Interfaces for Games and Virtual Reality

©Joseph J. LaViola Jr.

Workbenches and Variants (3)



Spring 2009

CAP6938 – 3D User Interfaces for Games and Virtual Reality

©Joseph J. LaViola Jr.

Workbenches – Advantages

- High resolution
- For certain applications, makes for an intuitive display
- Can be shared by several users

Spring 2009

CAP6938 – 3D User Interfaces for Games and Virtual Reality

©Joseph J. LaViola Jr.

Workbenches – Disadvantages

- Limited movement
- At most two users can be head tracked
- No surrounding screens
- Physical objects can get in the way of graphical objects
- Stereo can be problematic

Workbenches – Interface Design

- Ergonomics are important especially when designing interfaces for table displays
- User can take advantage of direct pen-based input if display surface permits
- No need to make graphical representations of physical objects

Head Mounted Displays

- Device has either two CRT or LCD screens plus special optics in front of the users eyes
- User cannot naturally see the real world
- Provides a stereoscopic view that moves relative to the user



Spring 2009

CAP6938 – 3D User Interfaces for Games and Virtual Reality

©Joseph J. LaViola Jr.

HMDs – Advantages

- Provides an immersive experience by blocking out the real world
- Fairly easy to set up
- Does not restrict user from moving around in the real world
- Average quality HMD is relatively inexpensive
- Can achieve good stereo quality

Spring 2009

CAP6938 – 3D User Interfaces for Games and Virtual Reality

©Joseph J. LaViola Jr.

HMDs – Disadvantages


- Average quality HMDs have poor resolution and field of view (FOV)
- Does not take advantage of peripheral vision
- Isolation and fear of real world events
- Good quality devices cost in the 100,000 dollar range
- Heavy and do not fit well

HMDs – Interface Design

- Physical objects require a graphical representation
- Limits the types of input devices that can be used

Arm Mounted Display (BOOM)

- Like a HMD but mounted on an articulated arm
- Mostly use CRT technology
- Not really used anymore



Spring 2009

CAP6938 – 3D User Interfaces for Games and Virtual Reality

©Joseph J. LaViola Jr.

BOOM – Advantages

- Provides better resolution than HMDs and generally a higher FOV
- Light weight relative to the user
- Excellent tracking with minimal lag
- Easy to set up and switch users
- Good stereo quality

Spring 2009

CAP6938 – 3D User Interfaces for Games and Virtual Reality

©Joseph J. LaViola Jr.

BOOM – Disadvantages

- Limited user movement
- Like looking through binoculars
- Does not take advantage of peripheral vision
- Requires the user to hold onto the BOOM for control

BOOM – Interface Design

- Must have at least one hand on the device which limits two-handed interaction
- Physical objects require graphical representation

Virtual Retinal Displays (VRD)

- Scans images directly onto the retina
- Invented at the HIT Lab in 1991
- Used for both virtual and augmented reality
- Commercially being developed at Microvision, Inc.



Spring 2009

CAP6938 – 3D User Interfaces for Games and Virtual Reality

©Joseph J. LaViola Jr.

VRDs – Advantages

- Lightweight relative to the user
- Ability for high resolution and FOV
- Potential for complete visual immersion
- Can achieve good stereo quality

Spring 2009

CAP6938 – 3D User Interfaces for Games and Virtual Reality

©Joseph J. LaViola Jr.

VRDs – Disadvantages

- Currently has low resolution and FOV is small
- Displays are currently monochrome

VRDs – Interface Design

- Avenue of research
- Questions arise about eye movement

AutoStereoscopic Displays

- Lenticular
- Volumetric
- Holographic



Spring 2009

CAP6938 – 3D User Interfaces for Games and Virtual Reality

©Joseph J. LaViola Jr.

Which Visual Display to Use?

- Consider lists of pros and cons
- Consider depth cues supported
- Consider level of visual immersion
- But this is a very hard question to answer empirically

Spring 2009

CAP6938 – 3D User Interfaces for Games and Virtual Reality

©Joseph J. LaViola Jr.

Next Class

- Input Devices
- Readings
 - 3DUI Book – Chapter 3, pages 29-59