

# 3D User Interface Hardware

Lecture #5: Visual Displays

Spring 2015

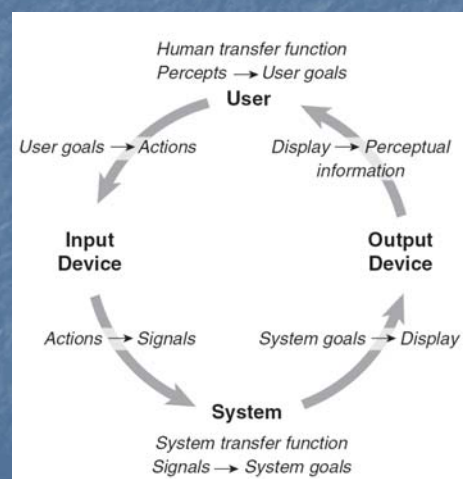
Joseph J. LaViola Jr.

Spring 2015

CAP6121 – 3D User Interfaces for Games and Virtual Reality

©Joseph J. LaViola Jr.

## Interaction Workflow



Spring 2015

CAP6121 – 3D User Interfaces for Games and Virtual Reality

©Joseph J. LaViola Jr.

# Introduction To Displays

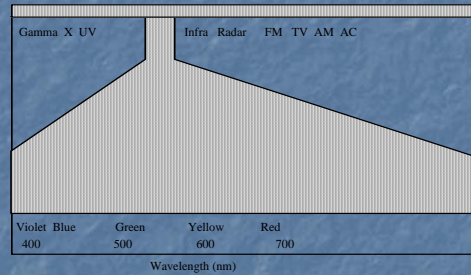
- *Display*: device which presents perceptual information
- Often 'display' used to mean 'visual display'
- Goal: display devices which accurately represent perceptions in simulated world

# Lecture Outline

- Visual System
- Depth Cues
- Visual Display Characteristics
- Visual Display Examples
  - single screen displays
  - surround and multi-screen displays
  - workbenches and tabletop displays
  - head mounted displays
  - anywhere displays
  - autostereoscopic displays

# Vision

- Stimulus: light of wavelengths ~350-750 nm



- Visual dominance: 50% of brain involved in processing!

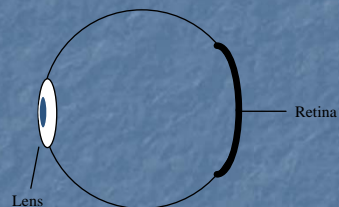
Spring 2015

CAP6121 – 3D User Interfaces for Games and Virtual Reality

©Joseph J. LaViola Jr.

# Eye Physiology

- Camera metaphor:
  - lens (can change)
  - film (retina)
  - amount of exposure (pupil)



Spring 2015

CAP6121 – 3D User Interfaces for Games and Virtual Reality

©Joseph J. LaViola Jr.

# Retina

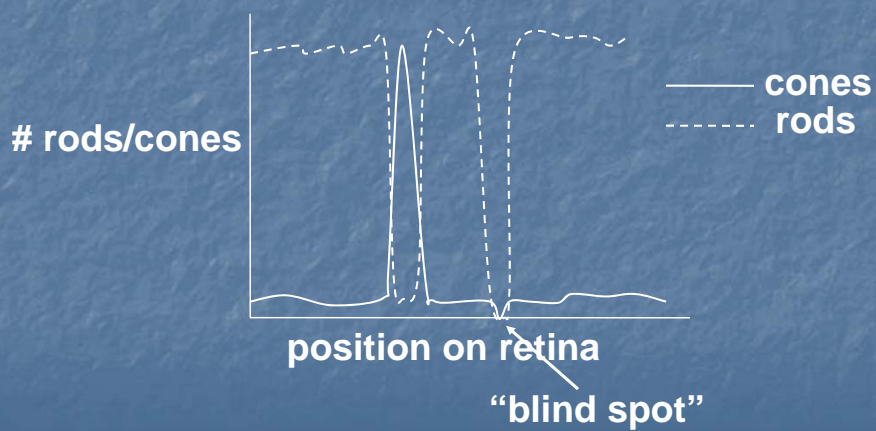
- Photoreceptors: rods & cones
- Distinction of function
  - rods: periphery, motion, B&W, sensitivity
  - cones: fovea, static, color, acuity

Spring 2015

CAP6121 – 3D User Interfaces for Games and Virtual Reality

©Joseph J. LaViola Jr.

# Rod/cone Distribution



Spring 2015

CAP6121 – 3D User Interfaces for Games and Virtual Reality

©Joseph J. LaViola Jr.

## Depth Cues – How Do We See 3D?

- Monocular/static cues
- Occulomotor cues
- Motion Parallax
- Binocular Disparity and Stereopsis

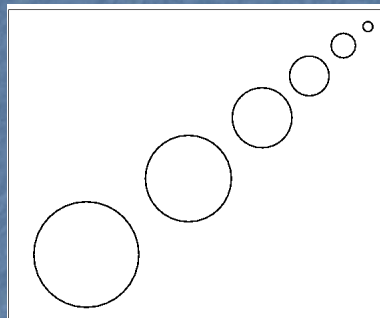
Spring 2015

CAP6121 – 3D User Interfaces for Games and Virtual Reality

©Joseph J. LaViola Jr.

## Monocular/Static Cues

- Relative Size



- Height relative to horizon

Spring 2015

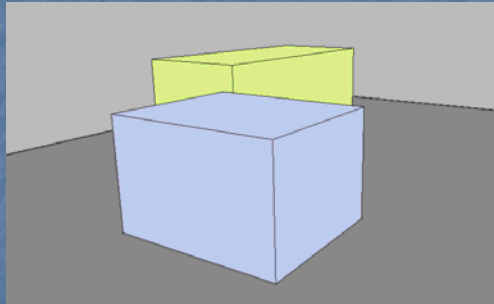
CAP6121 – 3D User Interfaces for Games and Virtual Reality

©Joseph J. LaViola Jr.



# Monocular/Static Cues

- Occlusion and Linear Perspective




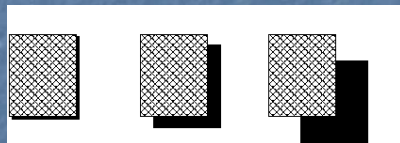
Spring 2015

CAP6121 – 3D User Interfaces for Games and Virtual Reality

©Joseph J. LaViola Jr.

# Monocular/Static Cues

- Shading, Lighting, and Texture



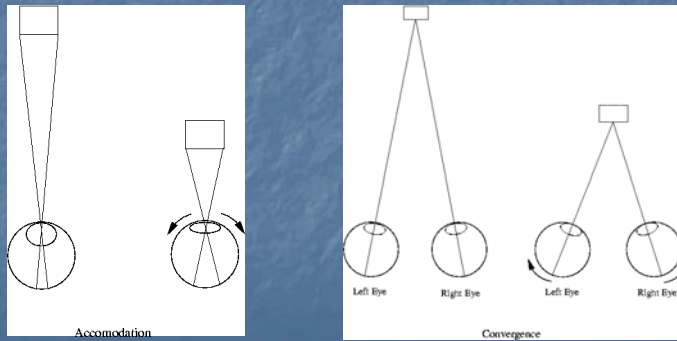
Spring 2015

CAP6121 – 3D User Interfaces for Games and Virtual Reality

©Joseph J. LaViola Jr.

## Oculomotor Cues

- Accommodation – physical stretching and relaxing of eye lens
- Convergence – rotation of viewer's eyes so images can be fused together at varying distances




Spring 2015

CAP6121 – 3D User Interfaces for Games and Virtual Reality

©Joseph J. LaViola Jr.

## Motion Parallax

- Stationary viewer vs. moving viewer



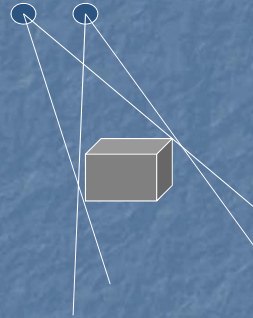
Spring 2015

CAP6121 – 3D User Interfaces for Games and Virtual Reality

©Joseph J. LaViola Jr.

## Binocular Disparity and Stereopsis

- Each eye gets a slightly different image
- Only effective within a few feet of viewer
- Many implementation schemes



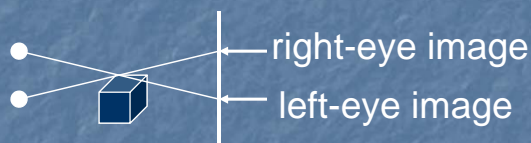
Spring 2015

CAP6121 – 3D User Interfaces for Games and Virtual Reality

©Joseph J. LaViola Jr.

## Accommodation-Convergence Mismatch

- Standard stereo displays confuse the brain based on oculomotor cues



- Only “true 3D” displays can provide these correctly

Spring 2015

CAP6121 – 3D User Interfaces for Games and Virtual Reality

©Joseph J. LaViola Jr.



# Visual Display Characteristics

- Field of View (FOV) and Field of Regard (FOR)
  - FOR – amount of physical space surrounding viewer in which visual images appear
  - FOV – maximum visual angle seen instantaneously
- Spatial Resolution
  - number of pixels and screen size
- Screen Geometry
  - rectangular, hemispherical, etc...
- Light Transfer Mechanism
  - front projection, rear projection, laser light, etc...
- Refresh Rate
  - not the same as frame rate
- Ergonomics

Spring 2015

CAP6121 – 3D User Interfaces for Games and Virtual Reality

©Joseph J. LaViola Jr.

# Single Screen Displays

- Ordinary monitor, TV, tablet equipped with emitter and shutter glasses



Spring 2015

CAP6121 – 3D User Interfaces for Games and Virtual Reality

©Joseph J. LaViola Jr.

## Stereo Monitor – Advantages

- Least expensive in terms of additional hardware over other output devices
- Allows usage of virtually any input device
- Good resolution
- User can take advantage of keyboard and mouse

Spring 2015

CAP6121 – 3D User Interfaces for Games and Virtual Reality

©Joseph J. LaViola Jr.

## Stereo Monitor – Disadvantages

- Not very immersive
- User really cannot move around
- Does not take advantage of peripheral vision
- Stereo can be problematic
- Occlusion from physical objects can be problematic

Spring 2015

CAP6121 – 3D User Interfaces for Games and Virtual Reality

©Joseph J. LaViola Jr.

# Surround and Multi-Screen Displays

- Has many screens and projectors (often planar at 90 degree angles)
- Surround user for visual immersion
- Usually driven by a single or group of powerful graphics engines




Spring 2015

CAP6121 – 3D User Interfaces for Games and Virtual Reality

©Joseph J. LaViola Jr.

# Surround and Multi-Screen Displays



Spring 2015

CAP6121 – 3D User Interfaces for Games and Virtual Reality

©Joseph J. LaViola Jr.



# Surround and Multi-Screen Displays



Display with screens at 120 degree angles

Spring 2015

CAP6121 – 3D User Interfaces for Games and Virtual Reality

©Joseph J. LaViola Jr.

# Surround and Multi-Screen Displays




Multi-screen surround displays where the screens are at nonorthogonal angles.

Spring 2015

CAP6121 – 3D User Interfaces for Games and Virtual Reality

©Joseph J. LaViola Jr.

## Surround and Multi-Screen Displays



Non-planar surround screen displays (cylindrical and hemispherical)

Spring 2015

CAP6121 – 3D User Interfaces for Games and Virtual Reality

©Joseph J. LaViola Jr.

## SS Displays – Advantages

- Provides high resolution and large FOV
- User only needs a pair of light weight shutter glasses for stereo viewing
- User has freedom to move about the device
- Environment is not evasive
- Real and virtual objects can be mixed in the environment
- A group of people can inhabit the space simultaneously

Spring 2015

CAP6121 – 3D User Interfaces for Games and Virtual Reality

©Joseph J. LaViola Jr.



## SS Displays – Disadvantages

- Can be expensive (6-7 figures)
- Requires a large amount of physical space
- Calibration must be maintained
- Non-planar displays require nonstandard projection
- No more than two users can be head tracked
- Stereo viewing can be problematic
- Physical objects can get in the way of graphical objects

Spring 2015

CAP6121 – 3D User Interfaces for Games and Virtual Reality

©Joseph J. LaViola Jr.

## SS Displays – Interface Design

- Do not need to represent physical objects (i.e. hands) as graphical objects
- Can take advantage of the user's peripheral vision
- Do not want the user to get too close to the screens
- Developer can take advantage of the space for using physical props (i.e. car, motion platform)

Spring 2015

CAP6121 – 3D User Interfaces for Games and Virtual Reality

©Joseph J. LaViola Jr.

## Workbenches and Table Top Displays

- Similar to SS Displays but one display (two at most)
- Traditionally a table top metaphor
- Considered smaller version of SS Display




Spring 2015

CAP6121 – 3D User Interfaces for Games and Virtual Reality

©Joseph J. LaViola Jr.

## Workbenches and Table Top Displays



Spring 2015

CAP6121 – 3D User Interfaces for Games and Virtual Reality

©Joseph J. LaViola Jr.

## Workbenches and Table Top Displays



Spring 2015

CAP6121 – 3D User Interfaces for Games and Virtual Reality

©Joseph J. LaViola Jr.

## Workbench Displays – Advantages

- High resolution
- For certain applications, makes for an intuitive display
- Can be shared by several users

Spring 2015

CAP6121 – 3D User Interfaces for Games and Virtual Reality

©Joseph J. LaViola Jr.

## Workbench Displays – Disadvantages

- Limited movement
- At most two users can be head tracked
- No surrounding screens
- Physical objects can get in the way of graphical objects
- Stereo can be problematic

Spring 2015

CAP6121 – 3D User Interfaces for Games and Virtual Reality

©Joseph J. LaViola Jr.

## Workbench Displays – Interface Design

- Ergonomics are important especially when designing interfaces for table displays
- User can take advantage of direct pen-based input if display surface permits
- No need to make graphical representations of physical objects

Spring 2015

CAP6121 – 3D User Interfaces for Games and Virtual Reality

©Joseph J. LaViola Jr.



## Head Mounted Displays

- Device has two CRT, OLED, or LCD screens plus special optics in front of the users eyes
- User cannot naturally see the real world
- Provides a stereoscopic view that moves relative to the user



Spring 2015

CAP6121 – 3D User Interfaces for Games and Virtual Reality

©Joseph J. LaViola Jr.

## Head Mounted Displays

- Variants
  - Virtual Retinal display
  - Arm mounted display



Spring 2015

CAP6121 – 3D User Interfaces for Games and Virtual Reality

©Joseph J. LaViola Jr.



## Head Mounted Displays

- Used for Augmented Reality
  - video see through
  - optical see through



Spring 2015

CAP6121 – 3D User Interfaces for Games and Virtual Reality

©Joseph J. LaViola Jr.

## HMDs – Advantages

- Provides an immersive experience by blocking out the real world (except for AR)
- Fairly easy to set up
- Does not restrict user from moving around in the real world
- Good quality HMD is relatively inexpensive
- Can achieve good stereo quality

Spring 2015

CAP6121 – 3D User Interfaces for Games and Virtual Reality

©Joseph J. LaViola Jr.

## HMDs – Disadvantages

- Often have reduced field of view (FOV)
- Does not take advantage of peripheral vision
- Isolation and fear of real world events
- Devices can cost in the 100,000 dollar range
- Sometimes do not fit well

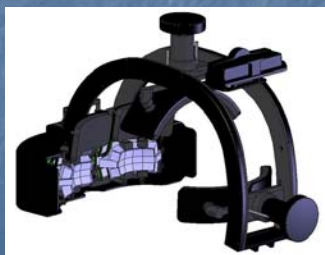
Spring 2015

CAP6121 – 3D User Interfaces for Games and Virtual Reality

©Joseph J. LaViola Jr.

## HMDs – Interface Design

- Physical objects require a graphical representation
- Limits the types of input devices that can be used



Spring 2015

CAP6121 – 3D User Interfaces for Games and Virtual Reality

©Joseph J. LaViola Jr.

# Anywhere Displays

- Goal is to use anything as a display screen
  - objects
  - non planar surfaces
- Projection mapping
- Spatial augmented reality

Spring 2015

CAP6121 – 3D User Interfaces for Games and Virtual Reality

©Joseph J. LaViola Jr.

# Anywhere Displays




Spring 2015

CAP6121 – 3D User Interfaces for Games and Virtual Reality

©Joseph J. LaViola Jr.

# AutoStereoscopic Displays

- Lenticular
- Volumetric
- Holographic



Spring 2015

CAP6121 – 3D User Interfaces for Games and Virtual Reality

©Joseph J. LaViola Jr.

# Simulated Autostereo – pCubee



University of British Columbia  
<http://hct.ece.ubc.ca/research/pcubee/>

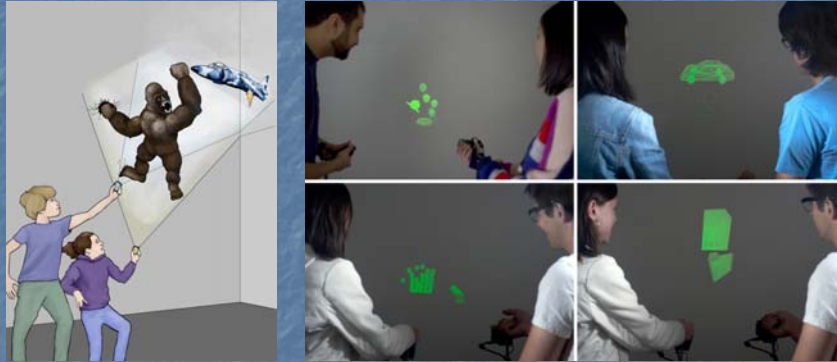
Spring 2015

CAP6121 – 3D User Interfaces for Games and Virtual Reality

©Joseph J. LaViola Jr.



# Other Display Technologies



SidebySide/Motion Beam  
Disney Research, Pittsburgh

Spring 2015

CAP6121 – 3D User Interfaces for Games and Virtual Reality

©Joseph J. LaViola Jr.

# Other Display Technologies



Compressive Displays  
Ramesh Raskar, Camera Culture Group, MIT

Spring 2015

CAP6121 – 3D User Interfaces for Games and Virtual Reality

©Joseph J. LaViola Jr.



## Which Visual Display to Use?

- Consider lists of pros and cons
- Consider depth cues supported
- Consider level of visual immersion
- But this is a very hard question to answer empirically

## Next Class

- Audio and Haptic displays
- Readings
  - 3DUI Book – Chapter 3, pages 29-59